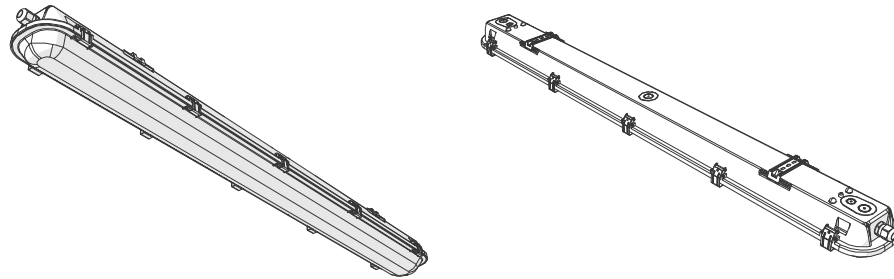
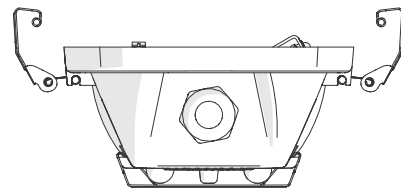
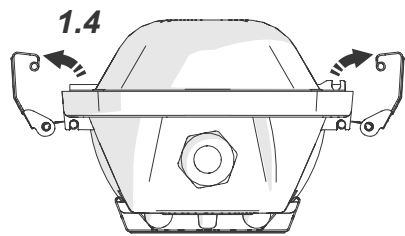

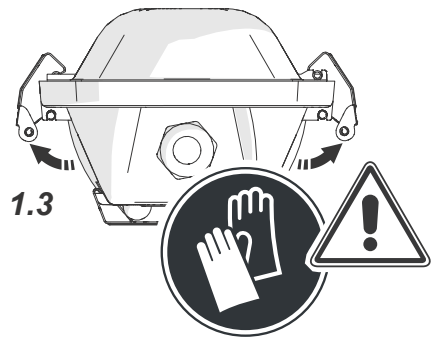
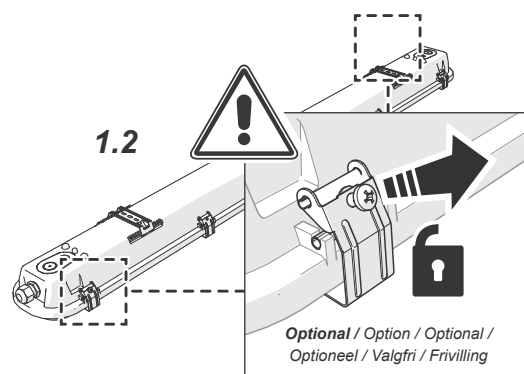


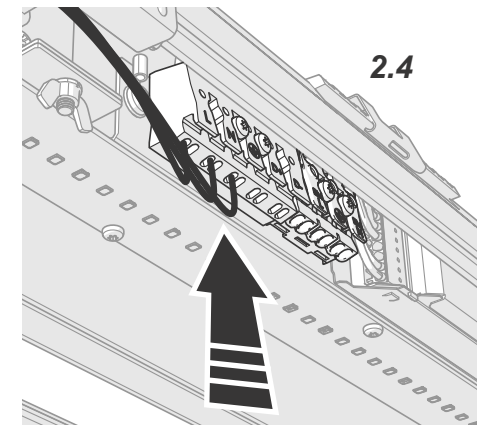
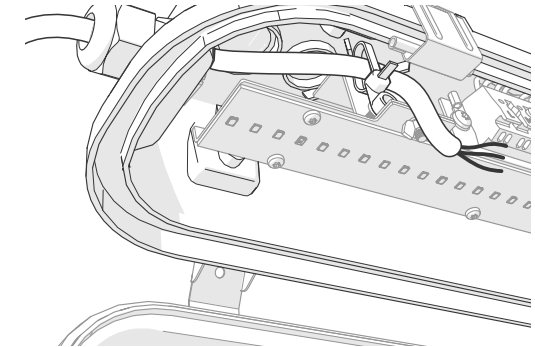
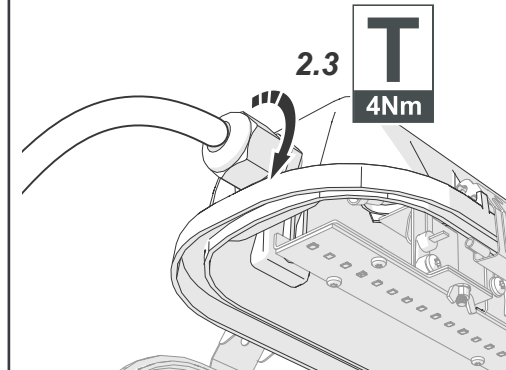
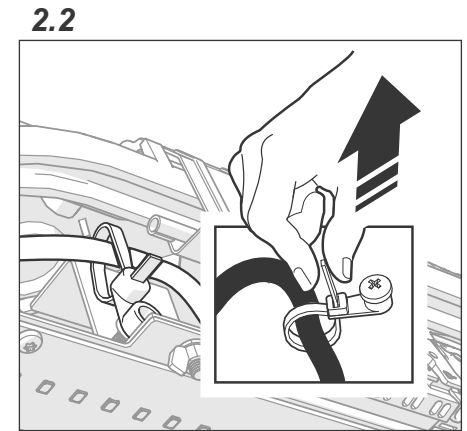
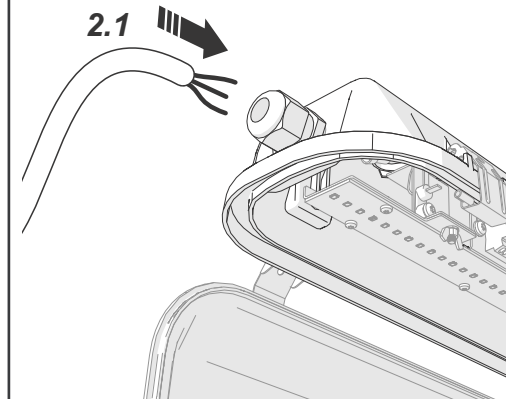
CSVT



1 Preparation for Mounting - As Supplied / Préparation pour le montage - tel que fourni / Vorbereitung für die Montage - Wie geliefert / Voorbereiding voor installatie - Zoals geleverd / Förberedelse för installation - Som levereras / Klargjøring for montering - Som levert / Forberedelse for installasjon - Som levert



2 Mains Flying Lead Connection / Connexions du câble d'alimentation / Netzkabel Verkabelung / Voedingskabel bedrading / Tilkoblinger til strømkabler / Strømkabelanslutningar



2.4 cont.

.FL1 ONLY

1	BROWN / BRUN / BRAUN / BRUIN / BRUN
2	BLUE / BLEU / BLAU / BLAUW / BLÅ
3	GREEN-YELLOW / VERT-JAUNE / GRÜN-GELB / GROEN-GEEL / GRÖNN-GUL / GRÖN-GUL
4	BLACK / NOIR / SCHWARZ / ZWART / SVART
5	GREY / GRISE / GRAU / GRIJS / GRÅ
6	BLACK 1 / NOIR 1 / SCHWARZ 1 / ZWART 1 / SVART 1
7	BLACK 2 / NOIR 2 / SCHWARZ 2 / ZWART 2 / SVART 2

PLO, PL1, WIL (NON-EM)

1	BROWN	L
2	BLUE	N
3	EARTH (green/yellow)	⊕

LRD

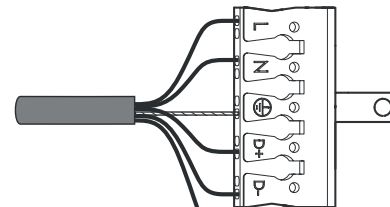
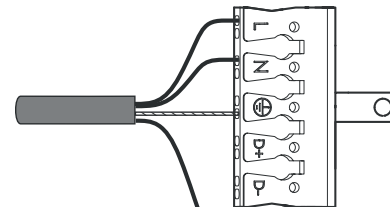
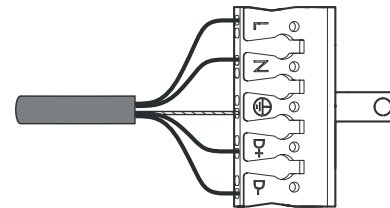
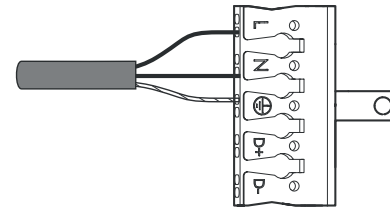
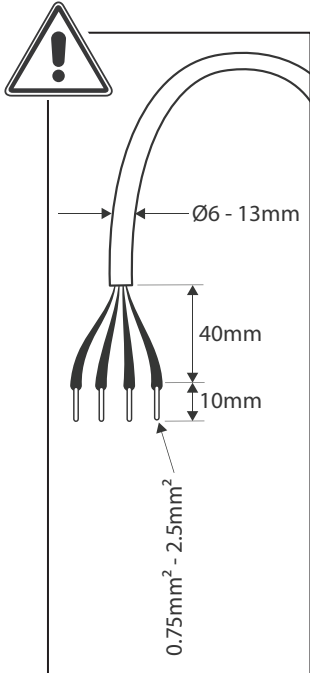
1	BROWN	L
2	BLUE	N
3	EARTH (green/yellow)	⊕
4	BLACK	DALI +
5	GREY	DALI -

PLO, PL1, WIL (EM)

1	BROWN	L
2	BLUE	N
3	EARTH (green/yellow)	⊕
4	GREY	L (EM)

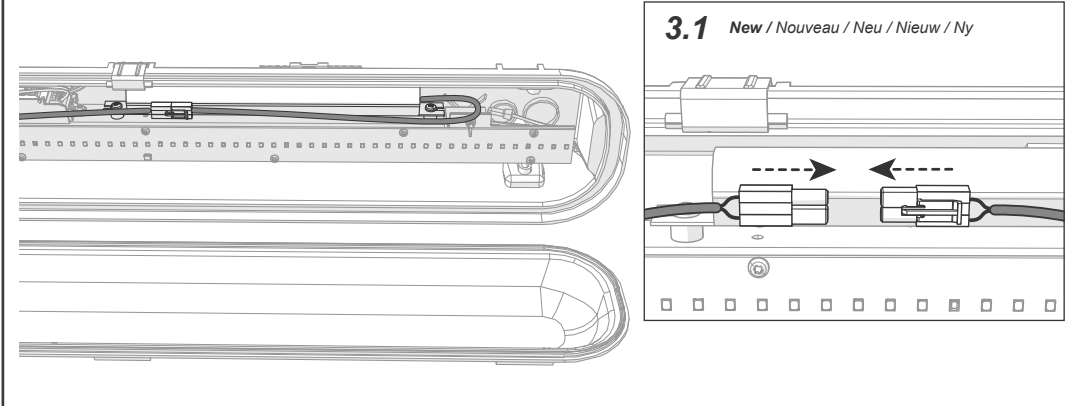
LRD (EM)

1	BROWN	L
2	BLUE	N
3	EARTH (green/yellow)	⊕
4	BLACK 1	DALI +
5	BLACK 2	DALI -
6	GREY	L (EM)

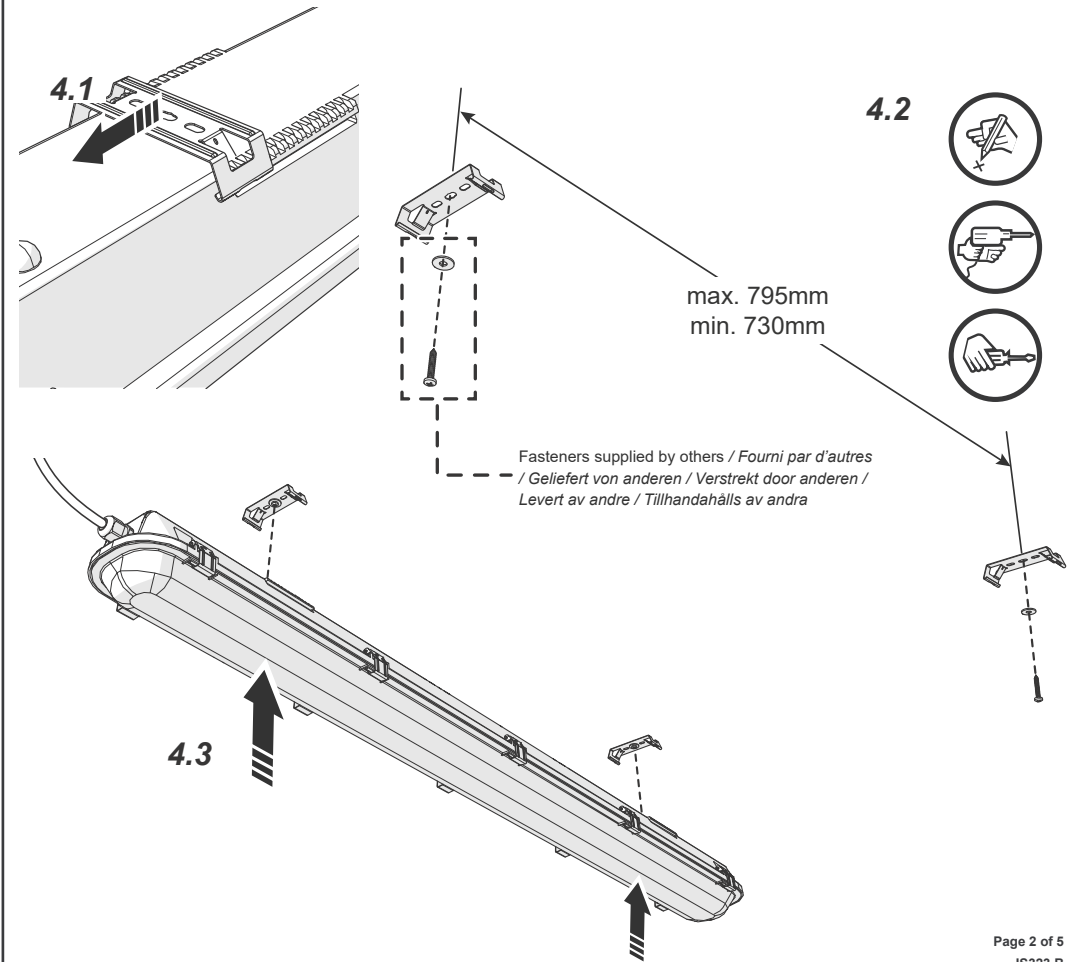


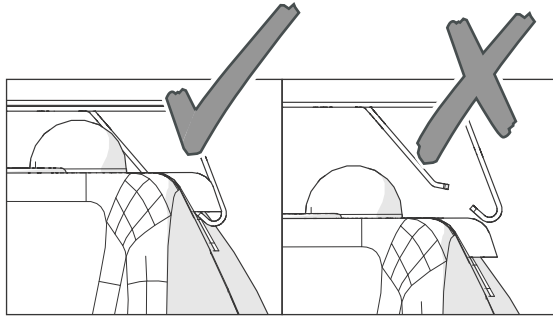
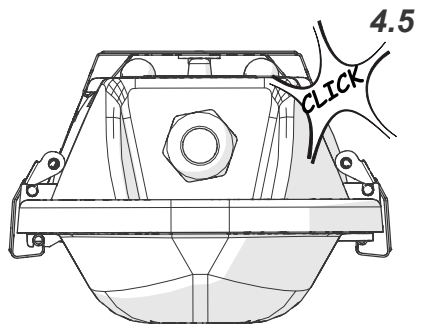
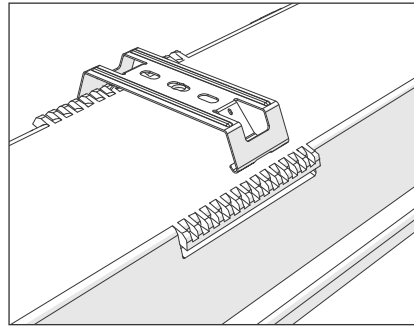
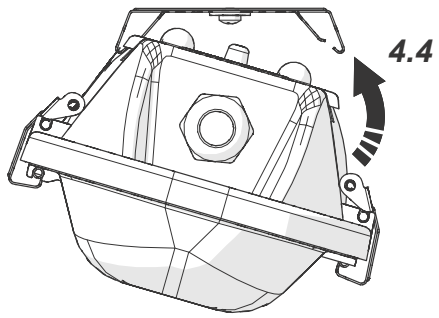
3 Integrated Emergency Batteries / Batterie d'urgence intégrée / Integrierten Notbatterie / Geïntegreerde noodbatterij / Integrerat nödbatteri / Integret nødatteri

3.1 New / Nouveau / Neu / Nieuw / Ny

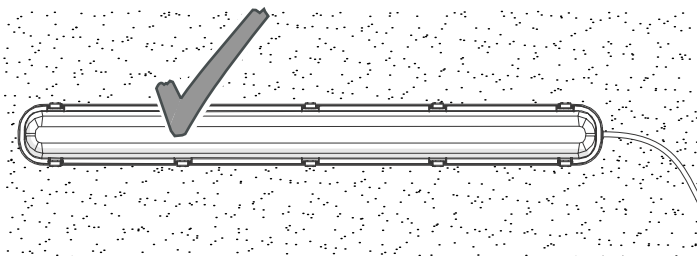
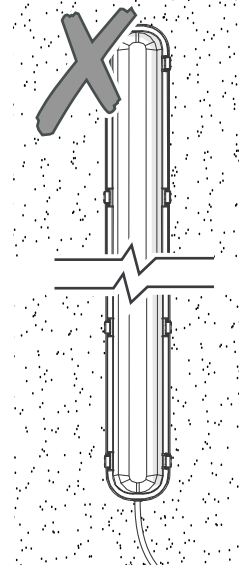
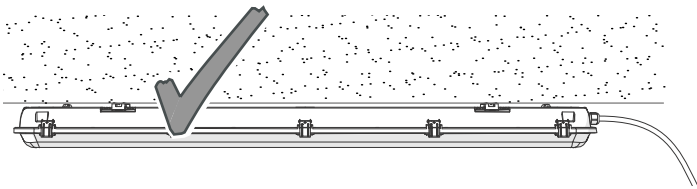


4 Fixing method / Systèmede fixation / Befestigungssystem / Bevestigingsmethode / Festemete / Fixeringsmetode

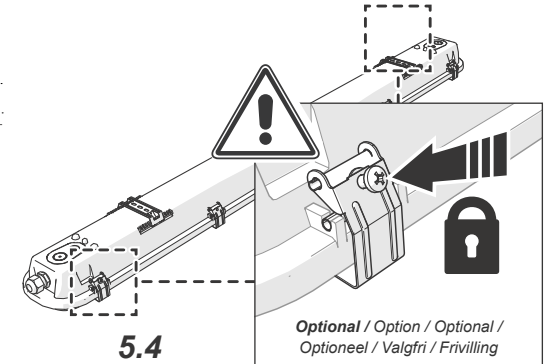
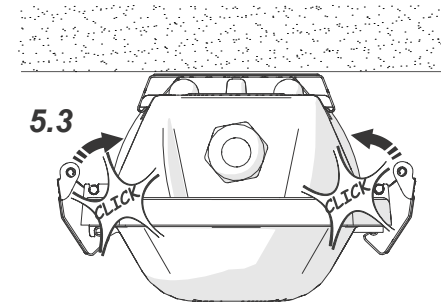
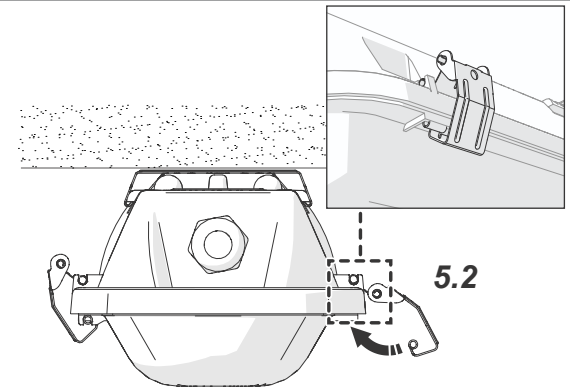
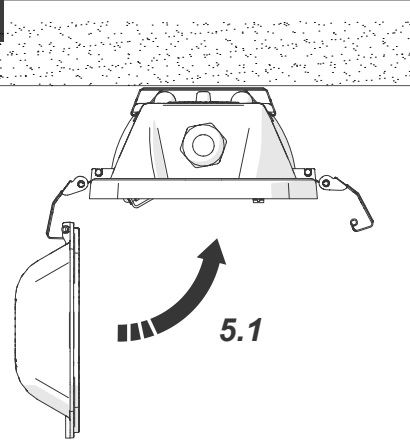




Do not install vertically / Ne pas installer verticalement / Nicht vertikal installieren / Installeer niet verticaal / Ikke installer vertikalt / Installera inte vertikalt



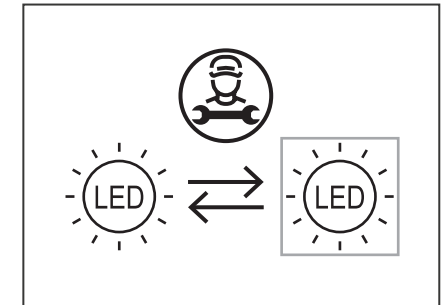
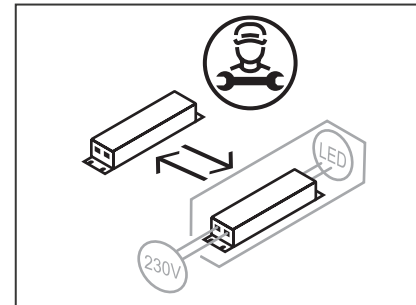
5



Optional / Option / Optional /
Optioneel / Valgfri / Frivilling


i

RIGHT TO REPAIR / DROIT DE RÉPARATION / RECHT AUF REPARATUR / RECHT OP REPARATIE / RETT TIL REPARASJON / RÅTT TILL REPARATION

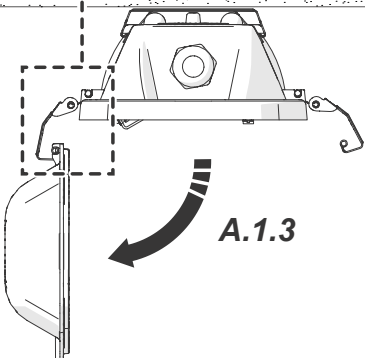
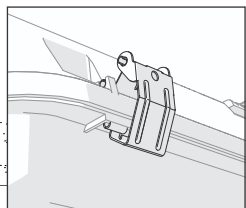
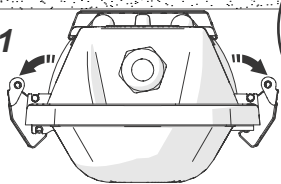


- (GB) Luminaire can be safely repaired or upgraded without the use of specialist tools by suitably skilled electrician.
- (F) Le luminaire peut être réparé ou mis à niveau en toute sécurité sans l'utilisation d'outils spécialisés par un électricien qu'ali fié.
- (D) Die Leuchte kann ohne den Einsatz von Spezialwerkzeugen von einem entsprechend qualifizierten Elektriker sicher repariert oder r a uferüstet werden.
- (NL) De armatuur kan veilig worden gerepareerd of geüpgraded zonder het gebruik van gespecialiseerd gereedschap door een daarvoor opg eleide elektricien.
- (N) Armaturen kan trygt repareres eller oppgraderes uten bruk av spesialverktøy av en kvalifisert elektriker.
- (S) Armaturen kan på ett säkert sätt repareras eller uppgraderas utan användning av specialverktyg av en lämplig elektriker.

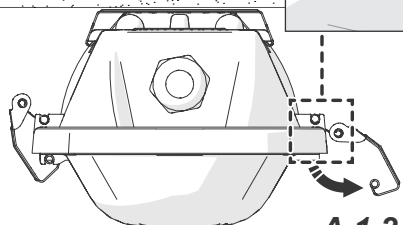
A.1



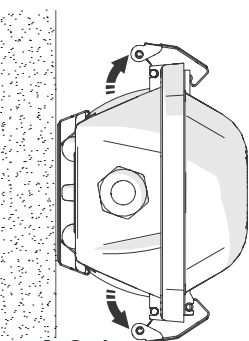
A.1.1



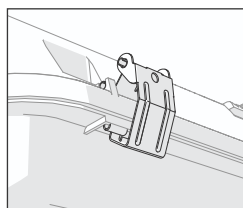
A.1.3



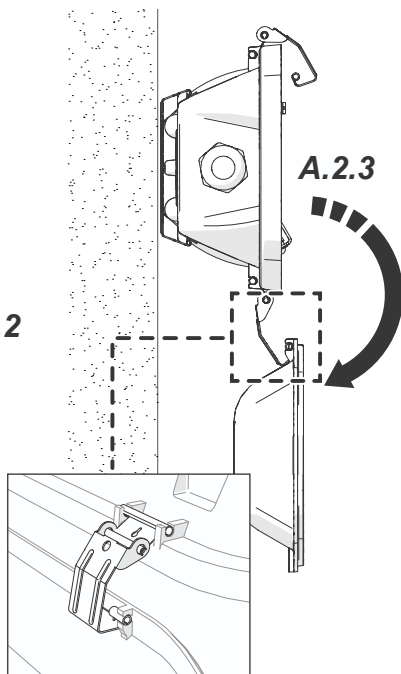
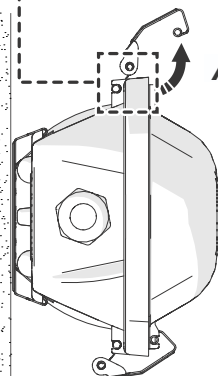
A.1.2



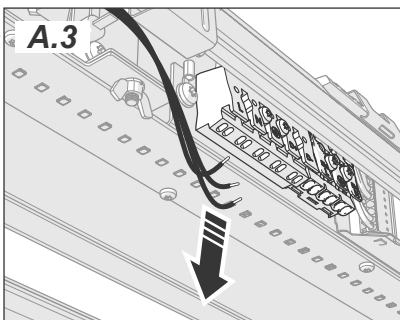
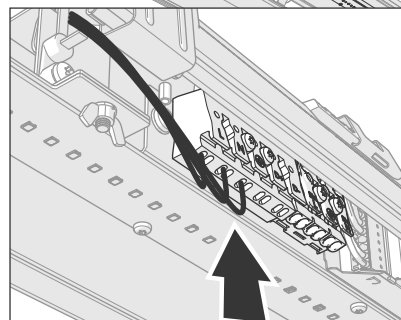
A.2.1



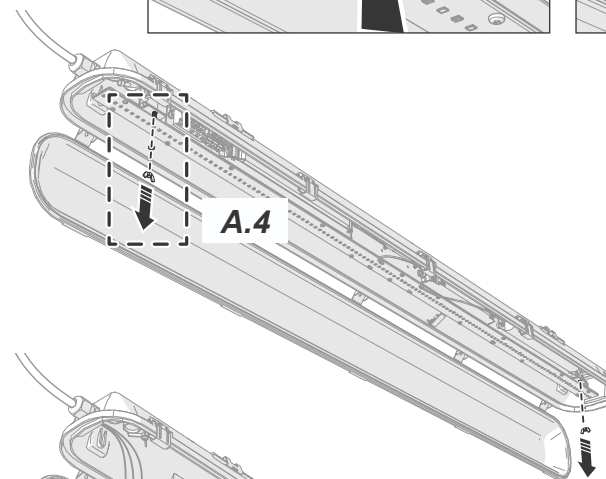
A.2.2



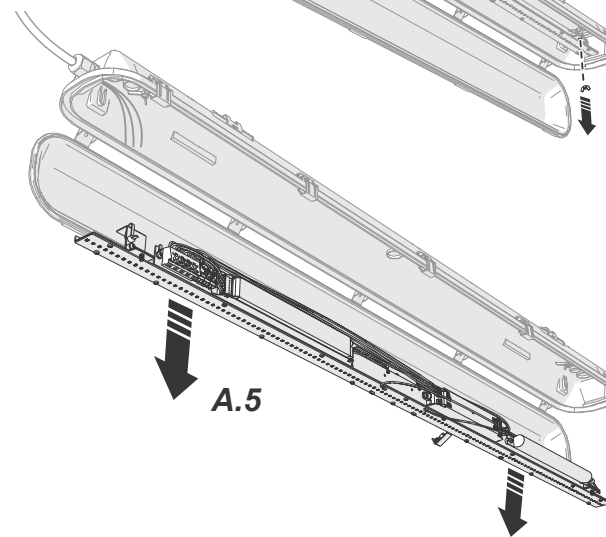
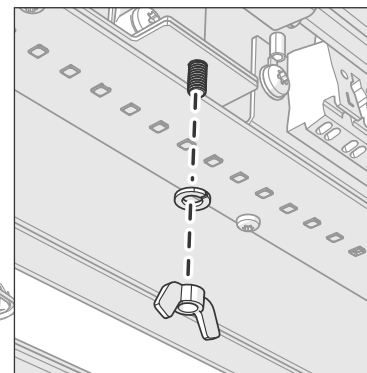
A.2.3



A.3



A.4



A.5

