

# widerlite™

## applications

- Rail tunnels
- Industrial tunnels
- Security lighting
- Gantries
- Boiler houses
- Conveyor tunnels
- Local industrial lighting



**W**iderlite™ is suitable for a wide range of heavy duty industrial and tunnel applications, using a prismatic glass refractor to control light output and a die-cast aluminium front frame and body to guarantee the durability needed for these applications. A concealed hinge and single screw ensures easy access with minimal usage of tools for maintenance.



**features and benefits**

Rugged die-cast aluminium construction

> Durable

Prismatic optics

> Controlled light output

Single screw for maintenance access

> Minimal tools for maintenance

Compact fluorescent or LED light source

> Choice of light sources providing flexibility within the same style

**lamp types included**

18W - 26W compact fluorescent

12 x 1.2W LEDs

**IP rating**

IP65 

**approvals**

Complies with EN60598

**CE**

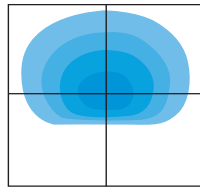


Widerlite Compact Fluorescent

**specification**

The luminaire shall consist of a prismatic glass refractor, gasket sealed within an aluminium door frame assembly. The luminaire housing shall consist of a two-part die-cast aluminium assembly with a concealed hinge for easy lamp access, and suitable integral control gear for a choice of compact fluorescent lamps and LED. The luminaire shall comply with EN60598 with an IP rating of 65.

**light distribution**



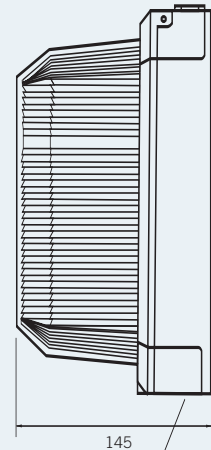
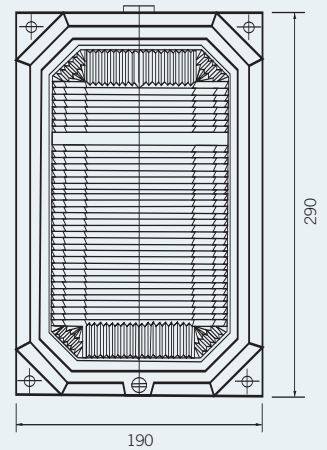
Photometric data is available at [www.holophane.co.uk](http://www.holophane.co.uk)

**weights & thermal data**

Lamp Type	Weight (kg)	Min Operating Temperature (°C)	Maxi Ambient Temperature (°C)
18W & 26W PL	4.5	0	40
12 LED	3.9	0	40



Widerlite LED >



20mm  
conduct entry  
both ends



ordering details : luminaire

**Code**

WDL Widerlite

Code	Lamp Type
.18PL4	18W 4000K Compact fluorescent 4 Pin lamp (G24q-2) base
.26PL4	26W 4000K Compact fluorescent 4 Pin lamp (G24q-3) base
.12LED	12 x 1.2w Neutral White LEDs (4500k)

Code	Colour
.C1	White RAL 9016
.RAL****	RAL colour (customer choice)*


  

Code	Options
.C	Enhanced paint finish
.G1	Wire guard
.SS	Stainless steel screws

**Example** WDL .18PL4 .C1 .C

\*Please specify RAL colour reference. Note: Luminaires are supplied as standard for use on 240V 50Hz supply and complete with lamp. For 230V 50Hz add prefix 'N'. Other voltages available on request.

options



.G1 Wire Guard

spares

**Code**

**WDL.GT.12LED** Replacement Widerlite 12 x 1.2W LED gear tray with driver, 240v 50Hz



LED Gear Tray