


# denver™ max

## applications

Landscaped areas  
Pedestrian zones  
Entrances  
Gardens  
Parks  
Precincts

Combining style and performance, Denver™ Max is a welcome extension to the already successful Denver™ family concept. The unique contours of the body are styled in high quality aluminium and single or double-sided optics with a clear lense for a wide range of applications. With a selection of lamp types and an array of colour options, Denver™ Max provides aesthetic flexibility by day whilst creating impressive illumination at night. Denver™ Max becomes an integral part of the built environment and complements the visual appearance of its surroundings.



**features and benefits**

Contemporary styling

- > Unique aesthetic appeal to complement today's architecture

High quality construction

- > Durability
- > Fully weather seals

Single or double-sided optics

- > Suitable for a wide range of applications

Opal or clear optics

- > Versatility

Symmetric or asymmetric distribution

- > Maximum efficiency for any application

Lamp and gear access from above

- > Flexibility for different types of application

**lamp types included**

Twin 70W metal halide

Twin 70W high pressure sodium

Twin 55W compact fluorescent

**IP rating**

IP65 

**approvals**

Complies with EN60598

**CE**



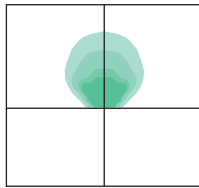
Clear lens with  
louvre

**specification**

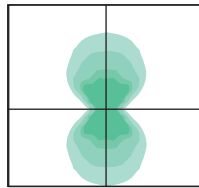
The luminaire shall consist of an oval extruded aluminium body, housing integral control gear for a variety of high intensity discharge or compact fluorescent lamps. The optical arrangement shall consist of a clear lens with louvre. A gasket sealed top plate shall be secured by two stainless steel nuts to the body with an IP65 rating. The luminaire shall be flange-mounted. The top plate and base shall be cast aluminium. The luminaire complies with EN60598 with a choice of options and accessories. Head room should be allowed for lamp change as Denver Max has a 4m extrusion.

**light distributions**

Single-sided optic (.SC)



Double-sided optic (.TC)

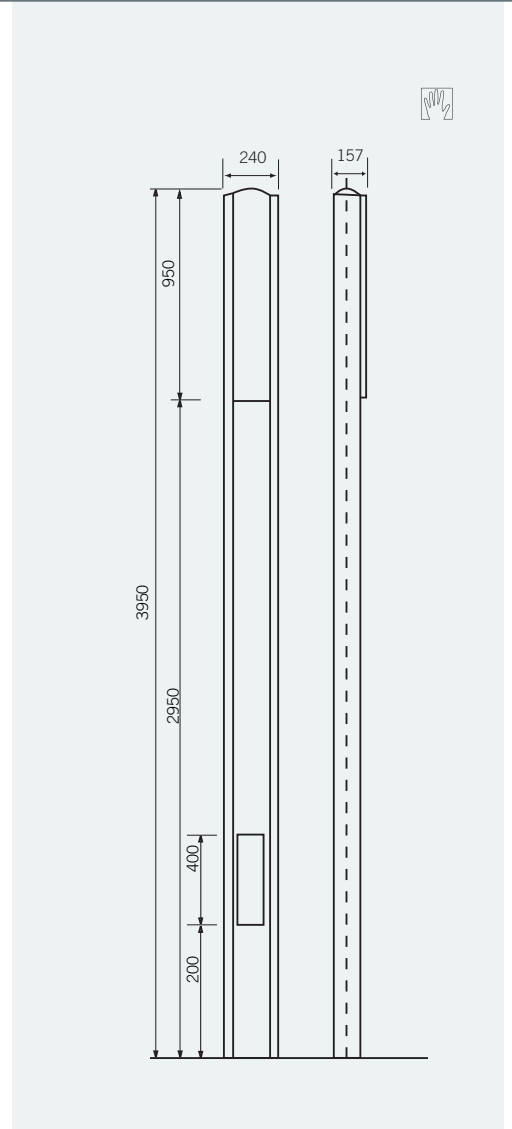


Photometric data is available at [www.holophane.co.uk](http://www.holophane.co.uk)

**weights & thermal data**

Lamp Type	Weight (kg)	Min Operating Temperature (°C)	Max Ambient* Temperature (°C)
Twin 70W high pressure sodium	31	-30	55
Twin 70W metal halide	31	-20	55
Twin 55W compact fluorescent	32	-10	50
Twin 54W T5 fluorescent	32	-15	50

\* The maximum ambient temperatures stated are for exterior use only. For interior use deduct 10°C from the temperatures stated.





## ordering details : luminaire

### Code

DBM	Denver™ Max			
	<b>Code</b>	<b>Lamp Type</b>		
	.270XD	Twin 70W Coated high output high pressure sodium lamp (E27) base		
	270CDMD3	Twin 70W Coated CDM-T 3000°K Metal Halide lamp (E27) base		
	.255PLL4	Twin 55W 4000K compact fluorescent 4 Pin lamp (2G11) base		
		<b>Code</b>	<b>Enclosure</b>	
		.SC	Single-Sided clear head	
		.TC	Double-Sided clear head	
		<b>Code</b>	<b>Colour</b>	
		.C1	White (RAL 9016)	
		.C4	Graphite (RAL 7011)	
		.C6	Grey (RAL 7035)	
		.C7	Black (RAL 9005)	
		.C9	Metallic Silver (RAL 9006)	
		.RAL****	RAL colour (customer choice)*	
<b>Example</b>	DBM	.270CDMD3	.SC	.C9

\* Please specify RAL colour reference Note: Luminaires are supplied as standard for use on 240V 50Hz supply and complete with lamp. For 230V 50Hz add prefix 'N' Other voltages available on request.

Only Flexible cable can be terminated in the luminaire and for further details see the installation sheet.

### luminaire accessories

order separately for on-site installation by others

#### Code

<b>DBM.BCP.C1</b>	Base cover plate in White
<b>DBM.BCP.C4</b>	Base cover plate in Graphite
<b>DBM.BCP.C6</b>	Base cover plate in Grey
<b>DBM.BCP.C7</b>	Base cover plate in Black
<b>DBM.BCP.C9</b>	Base cover plate in Silver
<b>DBM.BCP.RAL****</b>	Base cover plate in RAL**** (Customer To Nominate)
<b>DBM.FT</b>	Set of 4 Bolts for flange base mounting